

# **Non Healing Wound & Ulcers Nano Silver Induced Stem Cell Activation (Next Generation Stem Cell Therapy)**

For full paper with numerous case studies and progressive pictures please go to:  
<http://www.space-age.com/NanoSilverStemCellActivation.pdf>

Pramod Vora, Holistic Educator & Anti-Aging Health Counselor to Doctors  
International Faculty Member Anti-Aging Medicine  
E-mail: [consult2008@space-age.com](mailto:consult2008@space-age.com)  
Web: [www.space-age.com](http://www.space-age.com)

*Case Study Published in:*  
**A4M**  
*Textbook of Anti-Aging Medicine*  
*Anti-Aging Therapeutics, Spring 2010, Volume XIII*

## **SpaceAge®**

### **Anti-Aging Center**

92 Corporate Park, Ste. C #705  
Irvine, CA 92606 USA  
Tel: +1 - 949 - 861 - 8164


---

# 9/123 Marol Co-op. Industrial Estate  
Marol Sagbaug, Andheri (E), Mumbai 400 059  
Tel: +91 - 22 - 2850 - 3986 / 2850 - 8653  
Fax: +91 - 22 - 2850 - 6214  
E-mail: [consult2008@space-age.com](mailto:consult2008@space-age.com)  
Internet: [www.space-age.com](http://www.space-age.com)

 <http://facebook.com/pramod.vora100>

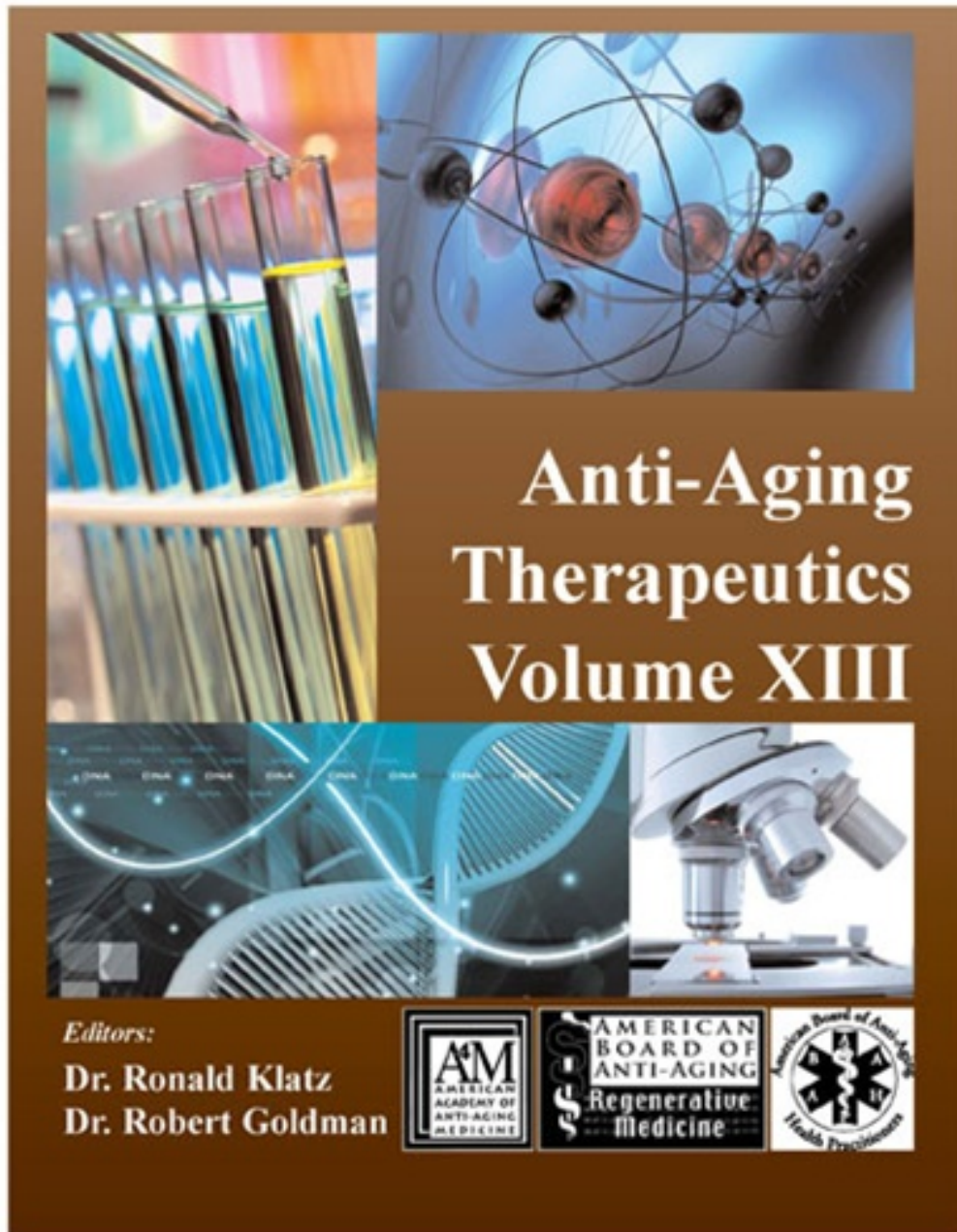
 <http://www.facebook.com/pages/SpaceAge-Anti-Aging-Center/154567131289336>

 <http://www.linkedin.com/pub/pramod-vora/11/89/aa5>

 spaceage2010 (for video consultations by prior appointment)

## **Your Quest For Anti-Aging Ends Here !**

## Note on A4M



**A4M is a non-for-profit medical society** dedicated to the advancement of technology to detect, prevent, and treat aging related diseases and to promote research into methods to retard and optimize the human aging process and to prevent and treat aging related disorders. A4M is also dedicated to educating physicians, scientists and members of the public on issues of advanced preventive medicine and cutting edge biotechnologies.

**A4M** is now over **24,000 members** strong in 105 nations. A4M has **trained over 100,000 physicians** at International Scientific Conferences over the past 15 years.

**A4M** provides ongoing medical and scientific education and information services to over **500,000 healthcare professionals** monthly via our on-line educational programs.

## NANO SILVER INDUCED STEM CELL ACTIVATION

Pramod Vora, Holistic Educator & Anti-Aging Health Counselor to Doctors

International Faculty Member Anti-Aging Medicine

E-mail: [consult2008@space-age.com](mailto:consult2008@space-age.com)

Web: [www.space-age.com](http://www.space-age.com)

**Published in A4M Textbook of Anti-Aging Medicine, Spring 2010, Volume XIII**

### ABSTRACT

The importance of stem cells and stem cell regenerative medicine in healing, regenerating, rejuvenating the body; decreasing morbidity and mortality; and making the impossible possible cannot be overlooked.

Obtaining stem cells was historically restricted to the harvesting of embryonic, cord blood and adult stem cells which has made stem cell therapy an expensive, invasive, and a complicated process.

However, the technology for generating nano silver, which has the ability to activate stem cells, has progressed by leaps and bounds during the last 20 years.

This paper highlights the use of nano silver in the activation of *in vivo* stem cells<sup>1</sup>. This has enabled stem cell therapy to be i) safe, ii) easy to derive, iii) user-friendly, iv) inexpensive, v) with no adverse effects, and vi) with no morbidity normally involved in the harvesting of stem cells.

Today, *in vivo* stem cell activation using nano silver has vastly reduced the need for costly and complicated methods of harvesting and using embryonic, cord blood, and adult stem cells<sup>2</sup>. As a result, this has brought the common man closer to the benefits of stem cell regenerative medicine at a very reasonable and affordable cost. Once the exclusive domain of high cost medical treatment, *in vivo* stem cell activation has made available stem cell therapy to the masses in a large number of day to day situations as well.

Topical use of nano silver stem cell activators finds application in the treatment of burns, non-healing wounds, ulcers, and impending gangrene thereby greatly reducing the risk of amputation of diabetic foot. Stem cell activation also helps to reduce post-surgical infections, surgical scars, and wound dehiscence to negligible levels which were previously unimaginable. Another topical application of great interest is epitomized in the case of **“Fingertip Regrowth After Amputation”**.

Nano silver stem cell activators can be dispersed into body fat, bone marrow, and cerebrospinal fluid to cause accelerated healing and regeneration. Applications of this technology are numerous and include but are not limited to facial and breast reconstructive surgeries or augmentation; spinal and brain injuries; bone marrow stem cell transplant; kidney, cardiac, pancreas repair and regenerations; non-healing fractures and osteomyelitis.

Case studies are presented in this paper with a series of before and after photos, progressively taken over a period of time, to demonstrate the vast and incredible capabilities of this stem cell activation therapy. Of great interest is the case study of **“Fingertip Regrowth After Amputation”** where the entire fingertip (including the fingernail and fingerprint) have been recreated in only 30 days, compared to the previous documented case using silver in 1995, which took a whole 90 days<sup>3,10</sup>. Such an efficient and rapid regeneration is unprecedented. A fingernail in the human body normally grows at a steady pace which requires 5 to 6 months to replace its entire length<sup>8</sup>. In this case however, the entire length is regenerated in only a 30 days period. ***This demonstrates the approximately five-fold accelerated healing and regeneration capabilities of nano silver stem cell activation as compared to unaided healing of the body.***<sup>2</sup>

### SUMMARY

*In vivo* nano silver stem cell activation not only helps to dedifferentiate mature cells but also helps to provide larger number of progenitor cells from existing stem cells, including those obtained through dedifferentiation, ensuring highly accelerated healing and regeneration. This will reduce the dependence on the

harvesting of embryonic, cord blood, and adult stem cells. Thus, the benefits of stem cell regenerative medicine will enable the common man to pursue this line of treatment at a very reasonable and affordable cost.

## **TOPICAL APPLICATION OF NANO SILVER STEM CELL ACTIVATION**

The local antibiotic effect of silver nano particles has been well established for over four decades<sup>4,5</sup>. The topical application of nano silver stem cell activators will help to prevent post-surgical infections, dehiscence and hypertrophic scar formation. Daily application of topical nano silver has the potential to produce accelerated epithelialization and repair. In addition, topical application of nano silver will also help to maintain high surface concentrations of nano silver for transdermal delivery to the area under consideration for enhanced stem cell activation on an ongoing basis.

Topical application of nano silver stem cell activators finds application in the treatment of burns, non-healing wounds, ulcers, impending gangrene, and also helps to greatly reduce the risk of amputation of diabetic foot. Nano silver induced stem cell activation also helps to reduce post-surgical infections, improve scar healing, and reduce wound dehiscence to negligible levels which were previously unimaginable.

Exudates appear in open wounds during the first few days. In the presence of silver, the exudates are clean and free of germs. These exudates result in a fresh daily supply of stem cells. The exudates are a rich source of stem cells which contribute to the accelerated healing and regenerative processes in the body. In the presence of nano silver, these stem cells will produce an ample supply of progenitor cells<sup>2,10</sup>.

Topical application of nano silver stem cell activators can also be used as a post-treatment follow-up procedure to fat grafting for breast reconstructive surgeries and breast augmentation.

Case studies are presented in this paper, with a series of before and after photos, progressively taken over a period of time, to demonstrate the vast and incredible capabilities of topical stem cell activation therapy.

### **Case Study 1 – Non-healing Ulcer due to Corn Excision on Heel Treated with Nano Silver Induced Stem Cell Activation Therapy**

A 22 year old female nurse suffered a full thickness skin loss wound measuring 1.5 in. X 1.5 in. (3.5 cm X 3.5 cm) when treated for the removal of corn on the medial aspect of her foot. She was referred to a plastic surgeon for skin grafting because the wound did not show any signs of healing during the first seven days.

She was treated with nano silver stem cell activators which were topically applied for a period of two weeks. Being a nurse in the operating room, she was weight bearing throughout the period of this treatment. The wound epithelialized in two weeks without any adverse reaction or effects.

Epithelialization of the wound with normal skin cover occurred in seven weeks.

Such a recovery is remarkable considering this was a full thickness skin loss on a difficult area (weight bearing area of the sole), it is important to note that in the present case study, the wound healed without skin replacement (skin grafting) and without any immobilization which is normally found necessary for healing.

Conventionally, the healing granulation tissue growth in open wounds begins at the periphery and proceeds towards the center.<sup>2</sup> However, with the topical application of nano silver stem cell activators, simultaneous and complete coverage of the entire wound (a lawn of granulation tissue) was observed much earlier.

***The growth rates of granulation tissue were approximately five times faster with nano silver induced stem cell activation than without<sup>2</sup>.***



11/18/2009



11/26/2009



11/26/2009



12/04/2009



12/04/2009



12/04/2009



12/09/2009



12/14/2009



12/14/2009



01/04/2010



01/04/2010



01/08/2010

**Non-healing Ulcer due to Corn Excision on Heel Treated with  
Nano Silver Induced Stem Cell Activation – Case Study 1**

Courtesy: Dr. Neeta Patel, M.S., M.Ch. (Plastic)  
Plastic & Reconstructive Surgeon, Member, ISAPS

#### **Case Study 4 – Non-healing Ulcers in Hansen’s Disease Patient Treated with Nano Silver Induced Stem Cell Activation Therapy**

A patient suffering from Hansen’s disease, had an ulcer on the left heel and ulcers on the right heel and right lateral malleolus since the last six years.

She had lost all hope and was dressing herself at home for almost one year when a hospital ward boy (her nephew) brought her to the hospital for an examination by a plastic surgeon.

She was initially given vacuum assisted closure dressing and simultaneously put on a topical nano silver stem cell activation therapy, which assisted in the proliferation of the punch grafts.

*Healing of these six year old ulcers occurred in a record period of about two and a half months.*

Left Heel Ulcer



01/07/2010



02/17/2010



03/17/2010

Right Heel Ulcer



01/07/2010



03/17/2010

Right Lateral Malleolus Ulcer



01/07/2010



03/17/2010

### Non-healing Ulcers (Hansen's Disease) Treated with Nano Silver Induced Stem Cell Activation – Case Study 4

Courtesy: Dr. Atul K. Shah, M.S.(ORL), M.Ch. (Plastic), LLB, MPhil (Hosp & Health Sy Mgt), PGDip in Medical Law and Ethics  
Plastic & Reconstructive Surgeon

### **Case Study 5 – Non-healing Wound (Necrotizing Fasciitis) Treated with Nano Silver Induced Stem Cell Activation Therapy**

The patient, a well educated young man was pursuing a career as a software engineer which required him to be at his desk for long hours.

He developed an acute onset of nectrotizing fasciitis end of February 2010, which resulted 15 days later (March 15, 2010) in a non-healing wound about four inches long by three inches wide with an exposed tendon.

The patient had thermoplast immobilisation from the second day of the onset of his skin lesion (end of February 2010).

The patient was treated with drug antibiotics. Initially, he was treated with cephalosporins and later switched to Ofloxacin (ofloxacillin).

The conventional route to completely excise the exposed tendon was deferred to see if the effects of integrating topical nano silver stem cell activation therapy would help to control and save the situation.

Within 2 weeks granulation tissue began to appear on the periphery and the wound began to heal.

Six weeks later the tendon was covered with a full layer of granulation tissue and the foot was well on its way to recovery.

It is important to note that this was accomplished without the conventional excision of the tendon and without using a skin graft or flap.

Four months later in August 2010, there was no relapse of the wound or infection.

*This case speaks volumes about nano silver stem cell activation therapy and its awesome capabilities to rapidly treat large area and deep wounds measuring approximately 4.0 inches long X 3 inches wide.*

For full paper with numerous case studies and progressive pictures please go to:  
<http://www.space-age.com/NanoSilverStemCellActivation.pdf>





03/15/2010



03/15/2010



03/27/2010



03/27/2010



04/27/2010



08/23/2010



08/23/2010

### **Non-healing Wound (Necrotizing Fasciitis) Treated with Nano Silver Induced Stem Cell Activation – Case Study 5**

Courtesy: Dr. Atul K. Shah, M.S. (ORL), M.Ch. (Plastic), LLB, MPhil (Hosp & Health Sy Mgt), PGDip in Medical Law and Ethics  
Plastic & Reconstructive Surgeon

Pramod Vora  
Holistic Educator &  
Anti-Aging Health Counselor to Doctors  
International Faculty Member Anti-Aging Medicine

### **SpaceAge Anti-Aging Center**

92 Corporate Park, Ste. C #705  
Irvine, CA 92606  
USA

Tel: 949 – 861 – 8164

Fax: 949 – 861 – 8165

E-mail: [consult2008@space-age.com](mailto:consult2008@space-age.com)

Internet: [www.space-age.com](http://www.space-age.com)



<http://facebook.com/pramod.vora100>



<http://www.facebook.com/pages/SpaceAge-Anti-Aging-Center/154567131289336>



<http://www.linkedin.com/pub/pramod-vora/11/89/aa5>



spaceage2010 (for video consultations by prior appointment)

**KEYWORDS:** stem cells, fingertip regeneration, fingertip regrowth, regenerative medicine, stem cell harvesting, dedifferentiation of stem cells, stem cell activation, stem cell activators, progenitor cells, melasma, derma rolling, stem cell gel, anti-aging medicine, non healing wounds and ulcers, diabetic foot, gangrene, necrotizing fasciitis, hansen’s disease, fingertip regeneration.

## **REFERENCES**

1. **Induced dedifferentiation: A possible alternative to embryonic stem cell transplants**, Robert O. Becker, Department of Orthopedic Surgery, Upstate Medical Center, State University of New York, Syracuse, NY 13210. USA, *NeuroRehabilitation* 17 (2002) 23-31 IOS Press
2. **Effects of electrically generated silver ions on human cells and wound healing**, Robert O. Becker, Department of Orthopedic Surgery, Health Science Center, State University of New York, Syracuse, NY 13202. USA, *Electro and Magnetobiology*, 19(1), 1-19 (2000)
3. **United State Patent (19) Becker et al. (11) Patent Number: 5,814,094 (45) Date of Patent: Sep. 29, 1998**
4. **Dr. (Major) M. P. Vora, 2% Silver Nitrate Solution (Crede’s method of prophylaxis) came into use to prevent blindness in newly-born infants due to Gonococcal infection during birth.** Ref.: V.D. Prophylaxis And Prevention, The Indian Practitioner, Vol. XXXI, No. 5 of May 1978. <http://www.stdpioneer.org/prohylaxis.html>
5. **Crede, C.S.F.: Die Verhütung der Augenzündung der Neugeborenen, Arch. Gynakol, 17.50, 1881**
6. **Detoxification and intracellular nutrition in anti-aging**, Pramod Vora, A4M Textbook of Anti-aging Medicine, Spring 2009, Volume 12. <http://www.space-age.com/voraamt12spring09.pdf>
7. **Harold Brem, Marjana Tomic-Canic. Cellular and Molecular basis of wound healing in diabetes.** *JCI* (2007), 117(5):1219–1222. [PMID 17476353](https://pubmed.ncbi.nlm.nih.gov/17476353/).
8. **M. J. Babcock, Rutgers University, New Jersey, Methods for Measuring Fingernail Growth Rates in Nutritional Studies, The Journal of Nutrition, August 19, 1954**
9. **Sunil S Tholpady, Ramon Llull, Roy C Ogle, J Peter Rubin, J William Futrell, Adam J Katz, Adipose tissue: stem cells and beyond, Clinics in Plastic Surgery. 01/02/2006; 33(1):55-62, vi.**

## **REFERENCES FOR FURTHER READING**

10. **The Body Electric, Dr. Robert O. Becker, MD, 1985. ISBN: 0688069711**

© Copyright 2010. SpaceAge®. All Rights Reserved.

## **Appendix 1**

(Not a part of the published paper)

### **Expert Comments & Encouragement:**

The finger (tip regrowth) is most impressive you should submit this for publication in next issue of Textbook of Anti-aging Medicine.

Dr. Ron Klatz,

President,

A4M – The American Academy of Anti-Aging Medicine

First of all I should tell you that my old doctor patient made excellent strides on her 18 month ulcer while I was in India by using the Environ lowest grade vitamin A cream. However, within a day of my return I started her on the stem cell gel and the progress has been amazing.

Dr. Des Fernandes,

Cape Town, South Africa

First of all thank you very much for sending me this information. The results are excellent. I'll look at the feasibility of using Stem Cell Activation in my practice/set up.

Can you send me protocol on the same.

With regards,

Dr. Balvant Arora, M.D.

The stem cell gel is also working well in a sternal dehiscence case.

The stem cell gel showed good result in the tummy tuck wound dehiscence.

Congratulations on regrowth of finger tip using stem cell activation.

Best wishes and warm regards

Dr. Ashish Davalbhakta

MBBS.,MS., MCh(Plastic) FRCS (UK)

Consultant Aesthetic Plastic Surgeon

It is truly a remarkable achievement. Thanks for sharing this information with me and congratulation to you.

Dr. Resmi Jimmy Nair, M.B.B.S.

It is a great achievement

Dr. Avinash Karode

## STEM CELL GEL



**(With Stem Cell Activators)**

Gel with nano silver induced stem cell activators help to dedifferentiate mature cells and also increase production of Progenitor Cells to cause rapid healing of non healing wounds, ulcers, burns, gangrene. Helps treat diabetic foot reducing greatly the risk of amputation. Made from Aloe Vera, the Gel is totally natural, and does not contain any harsh or toxic chemicals. Prevents post surgical infections and reduces scarring and wound dehiscence. [\[Check Photo Gallery pdf file\]](#). Used for **Finger Tip Regrowth after amputation**. [\[Photo Gallery pdf file\]](#) and **Sternal Dehiscence**.

**Note:**

**It is highly recommended to use this gel in conjunction with other supporting nutrients to enhance the pace of repair work and regeneration in the body.** [For more info on use and application of Stem Cell Gel click here.](#)

**Main Ingredients: Aloe Vera Gel and Nano Silver.**

**Dosage: Apply liberally to cover the desired area. Apply as frequently as required and leave on overnight for best results .**

**Packing: 1.0 oz. (30 gram) tube and 2.0 oz. (60 gram) tube**

**Stem Cell Gel ----- [To Order / Consult Click Here](#)**

**1.0 oz. (30 gram) tube**

**2.0 oz. (60 gram) tube**

**Highly recommend for non healing wounds, ulcers, gangrene and diabetic foot. Reduces risk of amputation.**

## Stem Cell Gel

**Contains:** (Totally Natural – Chemical Free, does not contain Propylene Glycol)

Aloe Vera Gel

Nano Silver                    32 ppm / 100 ppm

Glycerine                      15% w/w

### Indications:

Stem Cell Gel is used for the management of wounds including Pressure Ulcers, Venous Ulcers, Dermal lesions, Second degree burns, Donor sites.

### Directions for Use:

- 1) Remove all dressing / ointment / previous bandages if any;
- 2) Bathe / rinse the wound with soap and water;
- 3) Apply a thin coat of gel on the surface of the wound / area of concern;
- 4) Cover it with a gauze / dressing and gently soak the gauze with nano silver spray until moist.
- 5) Now apply a dry piece of gauze to cover the wound with bandage or adhesive tape (plaster).
- 6) Repeat only spraying the wound with nano silver two more times a day at 6 to 8 hour intervals;
- 7) Repeat above procedure daily till satisfactory results are achieved.
- 8) Do not use saline, cetavlon, betadine, hydrogen peroxide or any other agent normally used in conventional wound toilet. Strictly adhere to the instructions for best results

### Contraindications:

There are no absolute contraindications but its utility is limited when used heavily exudating wounds or wound covered with thick eschar.

### Storage:

Store under Refrigeration (4° C. to 8.0° C. / 38° F. to 48° F.) to maintain full potency and extend shelf life.

### Note:

Local wound care cannot overcome the deficits of unrelieved malnutrition, pressure compromised blood flow. Interventions must be instituted to reduce / relieve these factors that impair wound healing in order to achieve optimum results.

### References: (Case Studies)

<http://www.space-age.com/NanoSilverStemCellActivation/pdf>

<http://www.space-age.com/FingertipRegeneration.pdf>

## WOUNDS & ULCERS GEL



**(With Stem Cell Activators for difficult to heal Wounds and Ulcers including Snake / Scorpion and Spider Bites)**

Gel has nano silver stem cell activators to help difficult to heal wound / ulcer and snake, scorpion and spider bites. Nano Silver Stem Cell activators are delivered through topical applications. Made from Aloe Vera, the Gel is totally natural, and does not contain any harsh or toxic chemicals.

**Main Ingredients: Aloe Vera Gel and Nano Silver.**

**Dosage: Apply liberally to cover the desired area morning and at bedtime after bath. Leave on overnight for best results .**

**Form: 2.0 oz. (60 gram) tube - typically good for two months supply.**

**Wound Healing Gel ----- [To Order / Consult Click Here](#)**

**2.0 oz. (60 gram) tube**

**Highly recommend for those with chronic non healing wounds, ulcers and snake / scorpion and spider bites.**

## DIABETIC FOOT GEL



**(With Stem Cell Activators for Non-healing Wounds, Ulcers and prevention of Gangrene)**

Gel has nano silver stem cell activators to help heal wound / ulcer healing on diabetic foot. Nano Silver Stem Cell activators are delivered through topical applications. Made from Aloe Vera, the Gel is totally natural, and does not contain any harsh or toxic chemicals.

**Main Ingredients: Aloe Vera Gel and Nano Silver.**

**Dosage: Apply liberally to cover the desired area morning and at bedtime after bath. Leave on overnight for best results .**

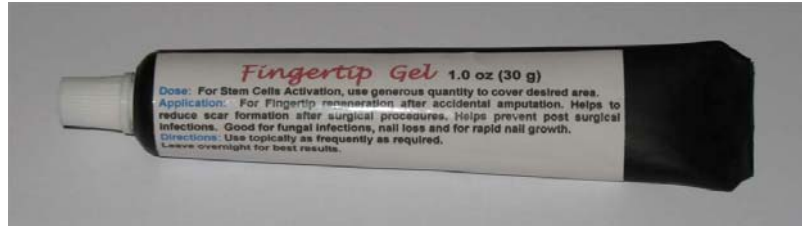
**Form: 2.0 oz. (60 gram) tube - typically good for two months supply.**

**Diabetic Gel ----- [To Order / Consult Click Here](#)**

**2.0 oz. (60 gram) tube**

**Highly recommend for those with wounds and ulcer due to Diabetes.**

## FINGERTIP GEL



**(With Stem Cell Activators)**

For fingertip regeneration after accidental amputation. Activated stem cells help to rapidly regenerate amputated fingertips. Good for fungal infections, nail loss and rapid nail growth. Made from Aloe Vera, the Gel is totally natural, and does not contain any harsh or toxic chemicals. Prevents infections and reduces scarring. For progressive pictures of **Finger Tip Regrowth after amputation**. [\[Photo Gallery pdf file\]](#). [For more info on use and application of Fingertip Gel click here.](#)

**Main Ingredients: Aloe Vera Gel and Nano Silver.**

**Dosage: Apply liberally to cover the desired area. Apply as frequently as required and leave on overnight for best results .**

**Packing: 1.0 oz. (30 gram) tube**

**Fingertip Gel ----- [To Order / Consult Click Here](#)**

**1.0 oz. (30 gram) tube**

**In case of accidental amputation, please do not cover the wound with a skin graft or try to suture the fingertip shut. In case of children eleven years and older and adults it is highly recommended to use this gel in conjunction with: HGH Pro (Forte) to enhance the production of Growth Hormones in the body, StemXL (to increase production of stem cells in the body) and other supporting nutrients to enhance the pace of repair work and regeneration in the body. For more info and progressive pictures of child and adult fingertip regeneration [\[pdf file\]](#)**



# Fingertip Regeneration Gel

**Contains:** (Totally Natural – Chemical Free, does not contain Propylene Glycol)

Aloe Vera Gel

Nano Silver 32 ppm / 100 ppm

Glycerine 15% w/w

## Indications:

Fingertip Gel is used for the regeneration of fingertips after accidental amputation / accidents and for accelerated finger and toe nail growth. **Very Important: Fingertips regenerate only if the wound is not covered with a flap of skin.**

## Directions for Use:

- 9) Remove all dressing / ointment / previous bandages if any;
- 10) Bathe / rinse the wound with soap and water;
- 11) Apply a local anesthetic gel such as Toplap, Emla or Tetralid, over the area to be treated, at least 40 minutes prior to commencing the procedure for regeneration;  
(TOPICAINE 4% - Lidocaine Gel 4 Oz (113 g) Topical **Anesthetic Gel** with Lidocaine 4%), EMLA - 2.5% each of lidocaine/prilocaine,
- 12) Next, using a hypodermic needle and placing a drop of Fingertip Regeneration Gel over the tip of the finger make several pricks through the coat of the gel into the skin pulp;
- 13) Allow the area concerned to bleed / start bleeding;
- 14) Now cover the treated area with a sterile gauze and tape it / bandage the finger;
- 15) Shake the Nano Silver Spray bottle and spray over the gauze until it is soaked / moist;
- 16) Keep the gauze / dressing moist by spraying nano silver two more times a day at 6 to 8 hour intervals;
- 17) Repeat above procedure daily for 90 days or till satisfactory results are achieved.
- 18) Do not use saline , cetavlon, betadine, hydrogen peroxide or any other agent normally used in conventional wound toilet. Strictly adhere to the instructions for best results; and

## Contraindications:

There are no absolute contraindications but its utility is limited when used heavily exudating wounds or wound covered with thick eschar.

## Storage:

Store under Refrigeration (4° C. to 8.0° C. / 38° F. to 48° F.) to maintain full potency and extend shelf life.

## Note:

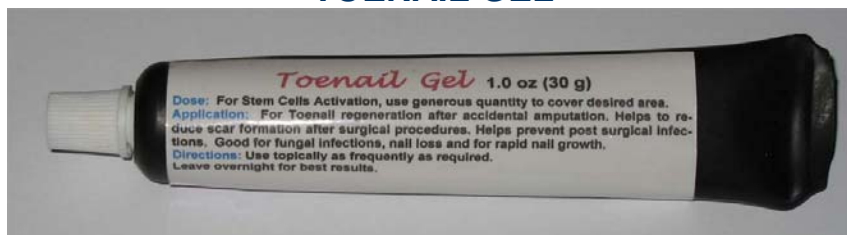
Fingertip regeneration cannot overcome the deficits of unrelieved malnutrition, pressure compromised blood flow. Interventions must be instituted to reduce / relieve these factors that impair regeneration in order to achieve optimum results.

## References: (Case Studies)

<http://www.space-age.com/FingertipRegeneration.pdf>

<http://www.space-age.com/NanoSilverStemCellActivation/pdf>

## TOENAIL GEL



**(With Stem Cell Activators)**

For toenail regeneration after accidental amputation. Activated stem cells help to rapidly regenerate amputated fingertips. Good for fungal infections, nail loss and rapid nail growth. Made from Aloe Vera, the Gel is totally natural, and does not contain any harsh or toxic chemicals. Prevents infections and reduces scarring. For progressive pictures of **Finger Tip Regrowth after amputation**. [[Photo Gallery pdf file](#)]. [For more info on use and application of Fingertip / Toenail Gel click here.](#)

**Main Ingredients:** Aloe Vera Gel and Nano Silver.

**Dosage:** Apply liberally to cover he desired area. Apply as frequently as required and leave on overnight for best results .

**Packing:** 1.0 oz. (30 gram) tube

Toenail Gel ----- [To Order / Consult Click Here](#)

1.0 oz. (30 gram) tube

**In case of accidental amputation, please do not cover the wound with a skin graft or try to stuture the toenail shut. In case of children eleven years and older and adults it is highly recommended to use this gel in conjunction with: HGH Pro (Forte) to enhance the production of Growth Hormones in the body, StemXL (to increase production of stem cells in the body) and other supporting nutrients to enhance the pace of repair work and regeneration in the body. For more info and progressive pictures of child and adult fingertip regeneration [pdf file](#)**

## Other Related Products for Stem Cell Regeneration

<p><b>HGH PRO (Forte)</b> Precursor To Human Growth Hormone (HGH) <b>Capsules To Be Taken Orally</b></p>	
<p>Precursor to Human Growth Hormone (HGH). Helps raise IGF-1 (Somatomedin – C) / Serum HGH values when taken over a prolonged period (typically 12 weeks). HGH is known to aid in the repair and regeneration processes in the body. <a href="#">[For more info on HGH Click here]</a>.</p>	
<p><b>Ingredients per Serving:</b> L-Arginine - 200mg + L-Glutamine - 150mg + L-Lysine - 150mg + L-Ornithine - 150mg + Niacin - 10mg + Hydrocotyl Asiatica - 250mg + Macuna Pruriens (L-Dopa) - 350mg + Tribulus Terrestris - 150mg + Withania Somnifera - 75mg + Zingiber Officinale - 85mg <b>Serving Size:</b> 2 Capsules of 1770mg</p>	
<p><b>HGH Pro (Forte)</b> (60 capsules) 30 days supply</p>	<p><a href="#">To Order / Consult Click Here</a></p>
<p><b>HGH Pro (Forte)</b> (120 capsules) 60 days supply</p>	<p><a href="#">To Order / Consult Click Here</a></p>
<p><b>HGH Pro (Forte)</b> (240 capsules) 120 days supply</p>	<p><a href="#">To Order / Consult Click Here</a></p>
<p><b>Helps to Rebuild &amp; Regenerate Fingertips when used in conjunction with Stem Cell Activation Therapy!</b></p>	

**HGH GEL**  
(Human Growth Hormone Gel)

Essential Amino Acids help the Pituitary Gland release Growth Hormones. Helps raise IGF-1 (Somatomedin – C) / Serum HGH values when taken over a prolonged period (typically 12 weeks). HGH is known to aid in the repair and regeneration processes in the body. To enhance the effect of this Amino Acid, it is fortified with Powerful Antioxidant like Organic Fat soluble Vitamin C. [\[For more info on HGH Gel Click here\]](#).

**Ingredients:** Aloe Vera Gel, Arginine, Glutamine, Lysine, Ornithine, Tyrosine, Vitamin Serum C and Organic Chromium.

**Dosage:** Apply 12 drops (0.50g) 2 peas sized amount containing an average of 200mg/g of Arginine; 25mg/g each of Glutamine, Lysine, Ornithine, Tyrosine; 50mg/g of Serum C; and 100mcg/g of Organic Chromium in the morning after bath and at bedtime.

HGH Gel 15g (15 days supply)	<a href="#">To Order / Consult Click Here</a>
HGH Gel 30g (1 month supply)	<a href="#">To Order / Consult Click Here</a>

**Helps to Rebuild & Regenerate Fingertips when used in conjunction with Stem Cell Activation Therapy**

**StemXL**

Helps increase Stem Cell Concentration levels in the body to aid in the process of repair and regeneration.

**Herbal Ingredients:** (Aphanizomenon flos-aquae 680mg + Zingiber Zerumbet 70mg)

**Dosage:** 750mg Capsule

StemXL 750mg (60 capsules)	<a href="#">To Order / Consult Click Here</a>
StemXL 750mg (120 capsules)	<a href="#">To Order / Consult Click Here</a>

**Naturally enhances Stem Cell Production.**

## ARGININE (Forte)

Essential Amino Acid. This Dietary Supplement helps the Pituitary Gland release Growth Hormones to start the process of Repair and Regeneration. To enhance the effect of this Amino Acid, it is fortified with Powerful Antioxidant like Organic Fat soluble Vitamin C and other Growth Hormone producing and Energizing Herbs.

Herbal Ingredients: L- Arginine 300mg + Organic Ester C 50mg + Organic Zinc 35mg + Hydrocotyl Asiatica 165mg + Withania Somnifera 75mg + Zingiber Officinale 25mg  
Dosage: 650mg Capsule

**Arginine (Forte)**  
650mg  
(60 capsules)

[To Order / Consult Click Here](#)

**Arginine (Forte)**  
650mg  
(120 capsules)

[To Order / Consult Click Here](#)

**The Secret to Regeneration.**

## SUGARX

Helps lower Blood Sugar / Insulin levels. Helps increase Insulin sensitivity and Growth Hormone Levels. Highly recommend for obese persons with border line blood sugar control and diabetic persons

Herbal Ingredients: (Eugenia Jambolana - 170 mg + Gymnema Sylvester - 170 mg + Pterocarpus Marsupium - 170 mg + Organic Chromium – 2.5mg + Manganese - 5.25mg + Vanadium - 250mcg + Zingiber Officinale 82mg)  
Dosage: 600mg Capsule

**SugarX 600mg**  
(60 capsules)

[To Order / Consult Click Here](#)

**SugarX 600mg**  
(120 capsules)

[To Order / Consult Click Here](#)

**Helps Naturally Increases Growth Hormone Levels.**

## Stem Cell Regeneration of Digestive Tract

<h3 style="margin: 0;">Gastric Regenerator</h3> <p style="margin: 0;">(With Stem Cell Activators to Repair and Regenerate the entire Digestive Tract)</p>	
<p>Helps regenerate the entire digestive tract. Found helpful in heartburn, acidity, chronic acid reflux, gastric and peptic ulcers, esophagitis, Barretts esophagus. Stem Cell Activation helps rebuild the mucus membrane lining and the gastric mucosa in particular. Helpful in case of Helicobacter pylori infection causing ulcers. Use in conjunction with herbal dietary supplement <b>GastriX</b> which enhances the formation of mucus membrane lining. This helps reduce Hyperacidity, Heart Burn, Acid Reflux and <b>Leaky Gut Syndrome</b>. [pdf file]</p>	
<p><b>Main Ingredients:</b> Aloe Vera, Crocus Sativus, Nano Silver, Nano Gold and Stem Cell. <b>Dosage:</b> 1 to 2 tablespoons in the early morning and bedtime on an empty stomach.</p>	
<p>Gastric Regenerator 500 mL</p>	<p><a href="#">To Order / Consult Click Here</a></p>
<p><b>Helps to Rebuild &amp; Regenerate the entire digestive tract with Stem Cell Therapy.</b></p>	

<h3 style="margin: 0;">GastriX</h3>	
<p>Herbal Dietary Supplement. Anti inflammatory. Produces a viscus mucus which covers and protects the stomach and intestinal walls This helps reduce Hyperacidity, Heart Burn, Acid Reflux and <a href="#">Leaky Gut Syndrome</a>. [pdf file]</p>	
<p><b>Ingredients:</b> Asparagus Racemosus 250mg, Foeniculum Officinale 100mg, Glycyrrhiza Glabra 250mg, Mentha Piperita 200mg, Zingiber Officinale 50mg. Micronized, high potency, whole herbal supplement. <b>Dosage:</b> 850mg Capsule</p>	
<p><b>GastriX</b> (60 capsules)</p>	<p><a href="#">To Order / Consult Click Here</a></p>
<p><b>GastriX</b> (120 capsules)</p>	<p><a href="#">To Order / Consult Click Here</a></p>
<p><b>Helps recreate a healthy mucus lining on the walls of the stomach and the intestines; and simultaneously reduce inflammation.</b></p>	