

Micro Silver Fogger For Agriculture - MSF-02A



Micro Silver Fogger will help to release highly potent micron size silver particles into the atmosphere and on to the leaves, crops and trees in a farm or garden. This will help to treat plants infected by bacterial, fungal and viral infections.

Test Certification from independent CAP (College of American Pathologist) accredited laboratories confirm the antibacterial action of silver micro particles for gram positive, gram negative bacteria, fungi and viruses using our silver generators. Copies are attached for your ready reference.

Typically a few minutes of treatment is required per plant or tree. Once treated, silver micro particles will stay on the surface treated for a long time. Repeated treatments will have a cumulative effect. Resistive strains of bacteria do not develop once treated by silver micro particles.

The amount of silver micro particles / time duration and frequency of treatment is basically dependant on the encountered bacterial load. Constant testing is therefore recommended to ensure low germ count.

The present system is a portable, battery operated fogger which has a 2.0 liter capacity, which will enable the fogging for a continuous period of up to 2 hours.

Foggers of higher capacity are available and can be custom designed to suit specific applications or larger acreages.

SpaceAge[®] Concepts India Ltd.

102 Marol Co-op. Industrial Estate Ltd., 1st Floor

Marol Sagbaug, Andheri (E), Mumbai 400 059

Tel: +91 - 22 - 2852 - 6564 / 2850 - 3986

E-mail: sac@space-age.com


Internet: www.space-age.com


Innovators in Nano Bio Technology!


R E P O R T

COLLOIDAL SILVER SOLUTION EFFICACY TESTING
RESULT SUMMARY

Organism	Concentration of solution (Prepared as per manufacturer's Instruction) Using Mono Atomic Silver Generator of SpaceAge Natural Health Center.Div. of SpaceAge Concepts (i) Ltd. Mumbai.
E. coli	No growth at 50 ppm 20 mins
Ps.aeruginosa	No growth at 50 ppm 20 mins
Sal.typhi	No growth at 50 ppm 20 mins
Sal.para typhi A	No growth at 50 ppm 20 mins
Candida spp.	No growth at 50 ppm 20 mins
Strep. pyogenes	No growth at 50 ppm 20 mins
Streptococcus pneumoniae	No growth at 50 ppm 20 mins
Shigella spp.	No growth at 50 ppm 20 mins
Proteus spp.	No growth at 50 ppm 20 mins
Klebsiella pneumoniae	No growth at 100 ppm for 40 mins.
E. faecalis	No growth at 100 ppm+ pot.citrate (before & after preparation) for 40 mins. No growth at 100 ppm+ MSM (before & after preparation) for 40 mins.
Staph. aureus (MRSA)	No growth at 100 ppm for 40 mins.
Staph. aureus (MSSA)	No growth at 100 ppm+ pot.citrate (before & after preparation) for 40 mins. No growth at 100 ppm+ MSM (before & after preparation) for 40 mins.
Coag. negative Staphylococcus	No growth at 100 ppm+ pot.citrate (before & after preparation) for 40 mins. No growth at 100 ppm+ MSM (before & after preparation) for 40 mins.

Done by 
Sushmita Jain (MSc. Microbiology)
Depty. Sec. Head of Microbiology


Approved by
Dr. Nilesh Shah
Senior Vice President

Checked by 
Dr. Shamma Shetye (M.D. Microbiology)
HOD of microbiology

R E P O R T

Age: 0.00 Years Sex: MALE

HIV 1 RNA Quantification (Viral Load)

Test: Quantitative RNA estimation of HIV from patient's plasma.

Method: Real time PCR (SDS)

Probe used: 30 base pair long dual labelled oligonucleotide TaqMan probe.

Equipment: Rotorgene from Corbett Research, Australia.

Subtypes detected: All common HIV 1 subtypes.

Sensitivity: 53 IU/ml.

Conversion: 1 IU/ml = 1 Copy/ml

Measuring range: 53 to 35,71,428 IU/ml.

Remarks:

1. Viral load test is meant for known HIV positive patients only and it can not be used for diagnosing patient's HIV status.
2. This test can not be used for HIV-2 patients.
3. It is not advisable to compare viral loads performed by two different techniques.

Notes Added:

COLLOIDAL SILVER SOLUTION EFFICACY TESTING

100 ppm Silver Solution prepared as per manufacturer's instructions using Mono Atomic Silver Generator of SpaceAge Natural Health Centre Division of SpaceAge Concepts (India) Ltd., Mumbai and for STD Pioneer's Awareness Trust, Mumbai.

Strength of Silver Solution used: 100 ppm (freshly prepared)

Incubation Temperature: 37 °C Incubator

Treatment Time: 72 hours

Viral Load before Silver treatment: 905,355 IU/ml

Silver Solution treatment done using 10 ml of 100 ppm Silver Solution every 24 hours and terminated at the end of 72 hours.

Result:

HIV-1-RNA Quantification by Below 53

Real time SDS

IU/ml

Page 1 of 1 End Of Report

Size Distribution Report by Volume

v2.1



Sample Details

Sample Name: C 3

SOP Name: PLGA nanoparticles.sop

General Notes:

File Name: Ram.dts

Dispersant Name: Water

Record Number: 9

Dispersant RI: 1.330

Material RI: 1.53

Viscosity (cP): 0.8872

Material Absorbance: 0.01

Measurement Date and Time: Tuesday, July 05, 2011 3:05...

System

Temperature (°C): 25.0

Duration Used (s): 60

Count Rate (kcps): 352.7

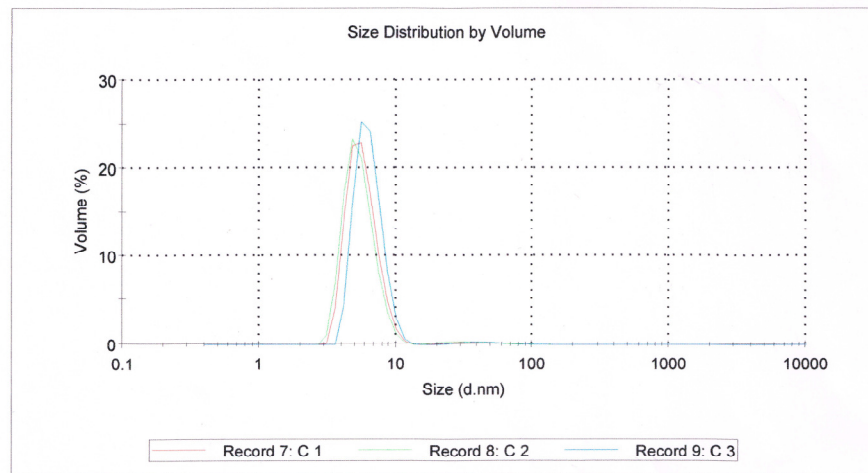
Measurement Position (mm): 4.65

Cell Description: Disposable sizing cuvette

Attenuator: 5

Results

	Size (d.nm):	% Volume	Width (d.nm):
Z-Average (d.nm): 44.30	Peak 1: 46.63	2.1	20.19
Pdl: 0.412	Peak 2: 6.403	97.9	1.432
Intercept: 0.859	Peak 3: 0.000	0.0	0.000
Result quality : Refer to quality report			



Malvern Instruments Ltd
www.malvern.com

Zetasizer Ver. 6.20
Serial Number : MAL1028519

File name: Ram.d
Record Number: 9
05 Jul 2011 3:42:...

Note Added:

COLLOIDAL SILVER TESTING

The above sample of nano silver of 100 ppm was produced using Heavy Duty MonoAtomic Silver Generator Model: HD-1-1.0L.

Determination of particle size distribution was done by Malvern Mastersizer 2000 (Dry & Wet Methods)

Result:

97.9% were of 6.403 nanometer diameter



The Indian Practitioner

A Monthly Journal Devoted to Medicine, Surgery and Public Health

55th YEAR

Vol.55

September 2002

No. 9

PRESS RELEASE

Seminar on

ANTIBIOTICS AND PROBIOTICS

Sunday July 21, 2002

"A Seminar on Antibiotics And Probiotics was held at The Best Western Hotel, Juhu, Mumbai on July 21st 2002. The Seminar was hosted by SpaceAge Natural Health Center. Health Counselor Pramod Vora, visiting from USA, delivered the Seminar. It was attended by over 80 Doctors from both Allopathic and Ayurvedic Fraternities. Members of the General Practitioners Associations (GPA), Indian Medical Associations (IMA) and National Integrated Medical Association (NIMA) were present. Dr. Praful Dave, GFAM was a Guest Speaker at the Seminar who gave an introduction to the activities of the Health Center over the last 3 years of its presence in India. Dr. Dave stressed about the work done by the Center to support the Medical Community and also shared his own experiences about the Protocol developed by the Center, which helped him to correct his own 7 year old history of high Systolic Pressure.

Dangers of the indiscriminate use of Drug Antibiotics and advantages of Natural Antibiotics was discussed. Stress was laid on methods of improving Immunity rather than only pursuing the path of killing germs. A hand held instrument to produce Mono Atomic Silver – a Natural Antibiotic – within a few seconds at ones own Clinic was demonstrated. This low cost Natural Antibiotic was shown to be a preferred mode of treatment for the masses in India who live below poverty level and obviously cannot afford costly Drug Antibiotics.

Repeat Seminars on this and other interesting topics will be held during the coming 12 months. Those interested are requested to send a letter or E-mail informing the Health Center of their interest to attend forth coming Seminars and Workshops.

Those who could not attend may request for copies of the proceeding of the Seminar.



Natural Antibiotic * Mono Atomic Silver™

- Prepare within seconds, in your own Clinic or Hospital.
- Totally Safe and Natural with Side Benefits - Antiviral, Antibacterial, Antifungal. For Oral / Sub Lingual and Topical use.
- Excellent for Colds, Sore Throat, Flu and other Viral Infections
- Skin Burns.
- Disinfects drinking water.

* Tested in UCLA School of Medicine against 650 known Pathogens, Micro-organisms, Bacteria, Fungi (including Candida Albicans / Globata), Protozoa

***Average Cost of Treatment is less than Rs. 10/- per Patient.**

* For most Bacterial and Fungal infections.

SpaceAge® Natural Health Center

9/123 M.C.I.E., P. O. Box 7432 Andheri (East), Mumbai 400 059

Tel: 2850-3986 / 2850-8653 Fax: 91 - 22 - 2850-6214

E-mail: spaceage@space-age.com Internet: www.space-age.com

Health Care - Naturally !

Journal of Medical Physics

NEUROIMAGE

Year : 2007 | Volume : 32 | Issue : 3 | Page : 135-138

News

Ganesh T

Department of Radiotherapy, Dr. BRAIRCH, All-India Institute of Medical Sciences, New Delhi - 110 029, India

(Recent publications of interest from International Atomic Energy Agency)

Nano silver particles in the treatment of bacterial, fungal and viral infections

With the growing side effects of recently introduced Drug Antibiotics and the developing resistance of germs to these drugs, the interest in use of Silver has recently been rekindled. The Colloidal Silver Solutions are far more effective than Silver Nitrate and require far less quantities of Silver (less than 0.25% of the Silver in Silver Nitrate used before). Silver is Non Toxic to the human body and has been used in preparation of food items in India for hundreds of years e.g. Silver foil on barfi / sweets. During the past few years, the technology for making Nano sized particles of Silver has developed to a great extent and the broad spectrum antibiotic properties of Silver have thereby been enhanced to cover in more effective manner all kinds of gram positive and gram negative bacteria. Nano silver particles are also highly effective against fungi and viruses of all types including hepatitis, herpes and HIV Virus, to name a few. For more information visit: <http://www.space-age.com/silver.html>

[Information provided by: Dr. A. Shanta, Associate Editor]

How to cite this article:

Ganesh T. News. J Med Phys 2007;32:135-8

How to cite this URL:

Ganesh T. News. J Med Phys [serial online] 2007 [cited 2008 Mar 21];32:135-8.
Available from: <http://www.jmp.org.in/text.asp?2007/32/3/135/35727>